

History and nature conservation of Mt. Fuji as a sacred natural site

Working group 3

Toshihiko ONO

Representative NPO Earth Bounder

Kiyotatsu YAMAMOTO

Associate Professor, Faculty of Agriculture, Iwate University

Tetsuro HONGO

Division Head,
Division of Regional Environmental Sciences,
Yamanashi Institute of Environmental Sciences

People waiting for sunrise



The Mt. Fuji -The source of faith and art- (Syougakukan)





Sonoda Minoru CIVILIZATION OF THE DIVINE FOREST
THE ASSOCIATION OF SHINTO SHRINES

Omiwa Shrine and Mt. Miwa as its Shintai, the object of worship



The encyclopedia of shrines
(Seibidou)

The oldest shrine worshipping Mt. Fuji



Izumo Oyashiro Shrine



The encyclopedia of shrines (Seibidou)

Shugendo monks



Training lecture text for world cultural heritage guide

En no Gyoja

The founder of Shugendo



Investigation report of Murayama sengen shrine
(Fujinomiya city board of education)

Mizugori - practice of cold water ablutions




Investigation report of Murayama sengen shrine
(Fujinomiya city board of education)

A shrine surrounded by spring water



Kohoji Temple and its followers



Investigation report of Murayama sengen shrine
(Fujinomiya city board of education)

Fuji religion worshippers on the Mountain, approx. 100 years ago



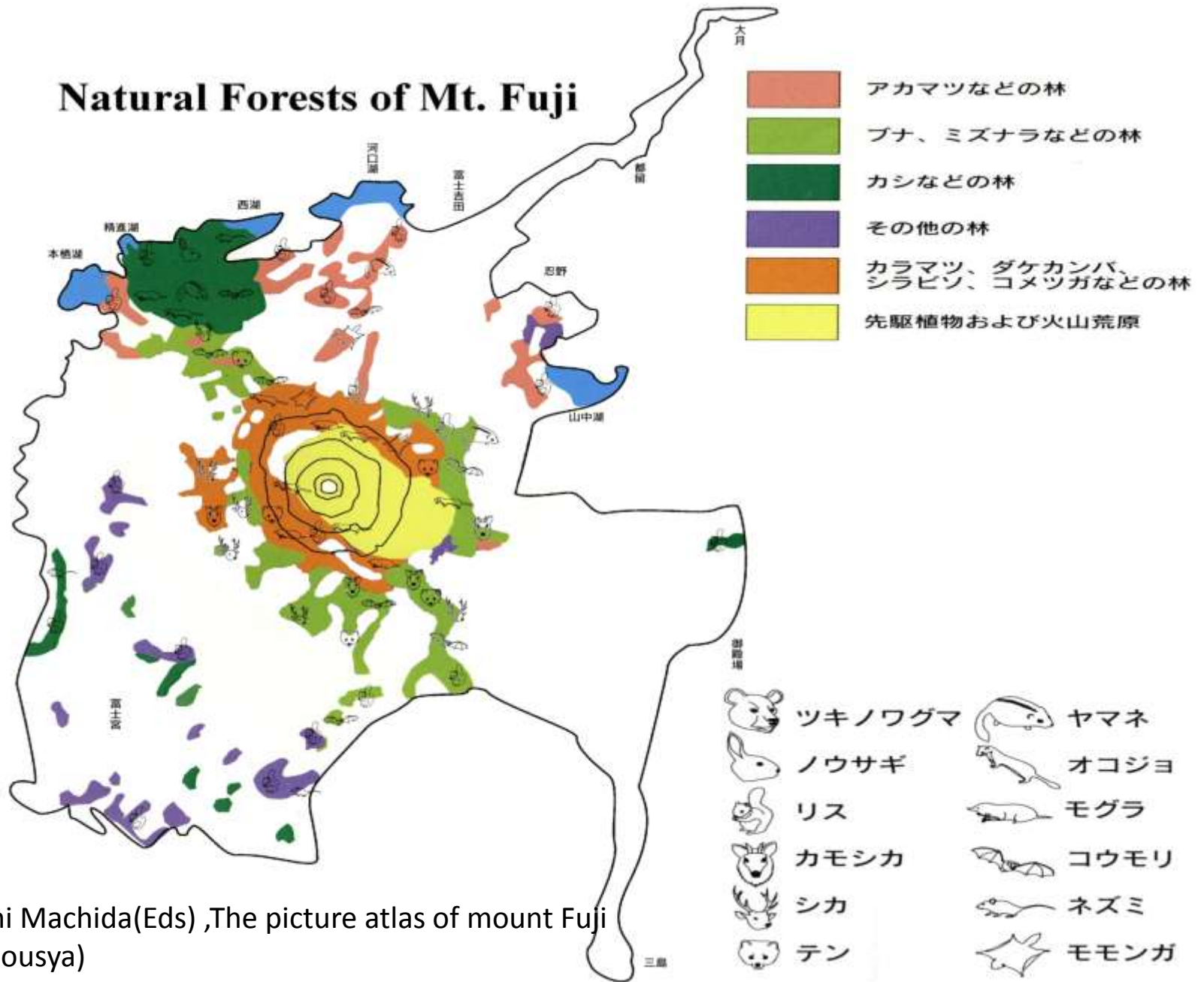
Explanatory booklet of exhibition (FUJIYOSHIDA MUSEUM OF LOCAL HISTORY)

Map of mountain trail from the north entrance, made in the Edo period



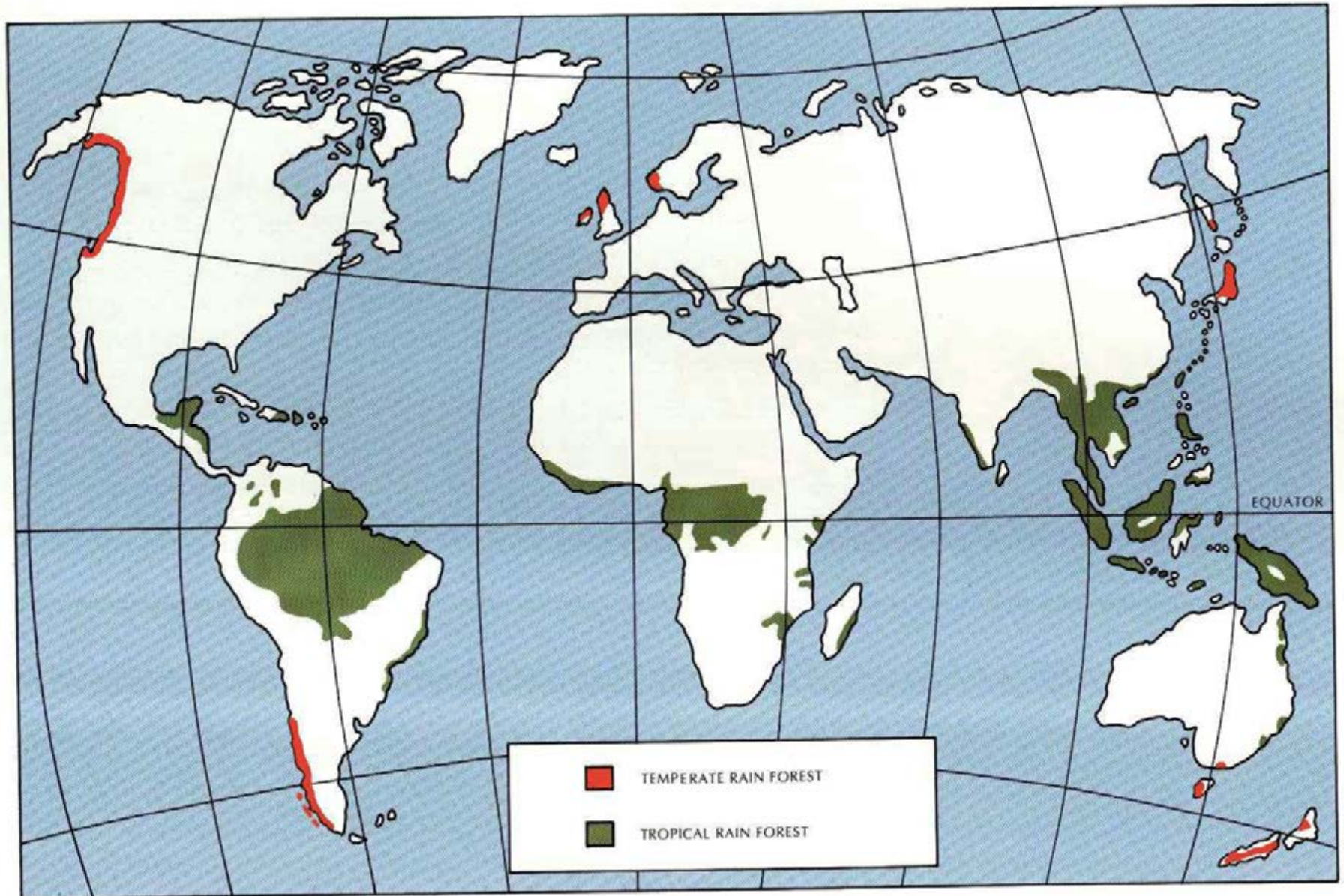
Guide map of Mt. Fuji (Record in pictures)FUJIYOSHIDA MUSEUM OF LOCAL HISTORY

Natural Forests of Mt. Fuji



Hiroshi Machida(Eds) ,The picture atlas of mount Fuji (Douhousya)

Rainforests in the world



An unmanaged Japanese cedar plantation



A dried spring water pond



<http://plaza.rakuten.co.jp/bettsrobbieweir/diary/201009140000/>

Fujisan Hongu Sengen Taisha Shrine a constituent property of Mt. Fuji, a World cultural heritage



The encyclopedia of shrines (Seibidou)



Factors supporting Mt. Fuji worship

- **Ideologies**

Perspectives on nature and death

- **Nature Environment**

Biodiversity and watershed conservation function

Satoyama(Grasslands) → Communities

Forest → Space for playing and ascetic practices

Volcanic wilderness → The world of Gods
and Buddha

Future Direction of Mt. Fuji National Park Management

A need for view point which regards Mt. Fuji as sacred mountain

- Use for field learning of the history and culture of Mt. Fuji and other environmental issues
- Introduction of a zoning system based on lessons learned in the past
- Recover of native vegetation
- Discussion of its usage through awareness rising activities